

Creating

a better

campus

ARTS UNDERPATH CLOSED



If possible, use the steps. If you require step-free access turn around and follow the path



Follow the path that turns to the right towards Arts Cafe



Continue down the path, through the underpass and past the cafe

Creating

a better

campus



You should see the building ahead.
Continue up towards the building and
use the path to its left.



Use the path to the left of the building
with the grass bank to your left



Follow the path as it turns right



Take another sharp right and you will be at
the entrance to the School of Media, Arts
and Humanities

Creating

a better

campus



Once inside the school, follow the floor signs directing you to the lift using the DDA route. This requires you to walk towards the double doors opposite



Take a left before reaching the doors and head down the hallway



After 3 metres you will arrive at a lift to your left

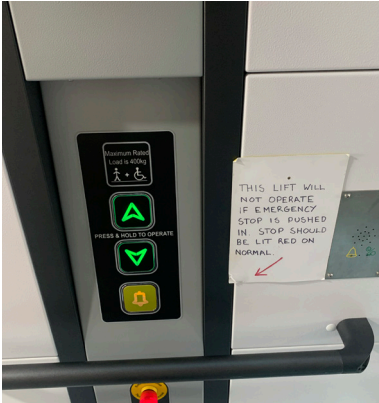


The lift looks like this and you can use the button to open the door

Creating

a better

campus



Once inside the lift, hold the button with the arrow pointing up while the lift rises and then it will come to a stop



The door will open automatically once you have arrived at the next floor



Exit the lift and turn right down the hallway



Take another sharp right while using the floor signs to guide you. Continue down the corridor


Creating

a better


campus



Continue straight through one set of double doors and then turn right



You should see the glass doors leading to the Arts B pond area



Exit through the doors using the button on the right



Take a left and continue down the path

Creating

a better

campus



Upon reaching a set of double doors leading back into the building, take a left leading out of the quad



Continue straight past the bins. This has a slight uphill incline



To access the library and IDS cross the road straight, to return to central campus, take a right



Continue on the pavement following it around the corner of the building

Creating

a better

campus



Ahead is a bridge, continue this way if you would like access Refectory Road. Ensure you use the pedestrian crossing



To access Jubilee and Bramber House, cross at the pedestrian crossing and continue straight towards the building



Enter Arts C and continue through



Ahead is Jubilee lecture theatre. To access Bramber House turn right using the signage provided.